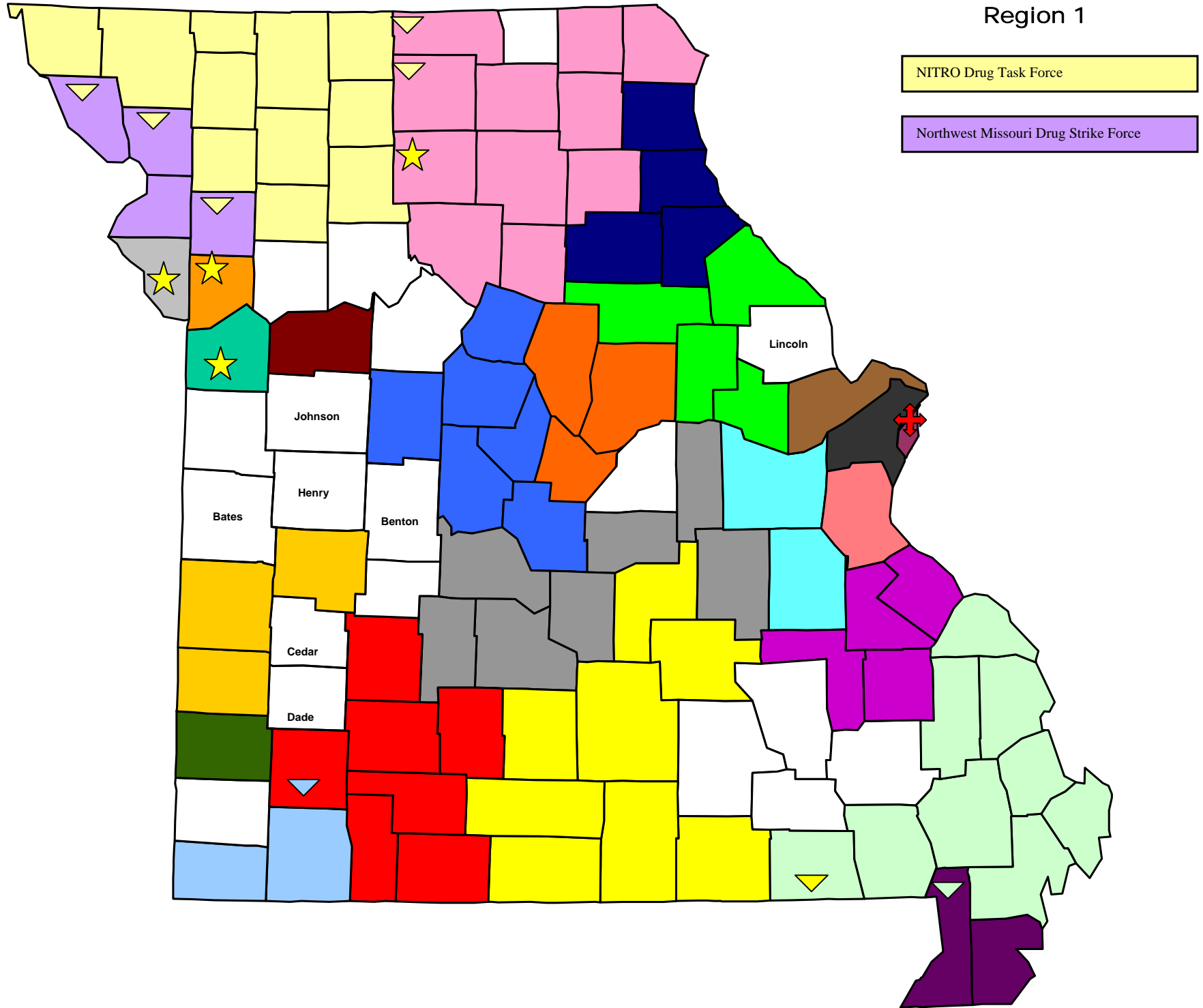


2007-2008 JAG FUNDED DRUG TASK FORCES

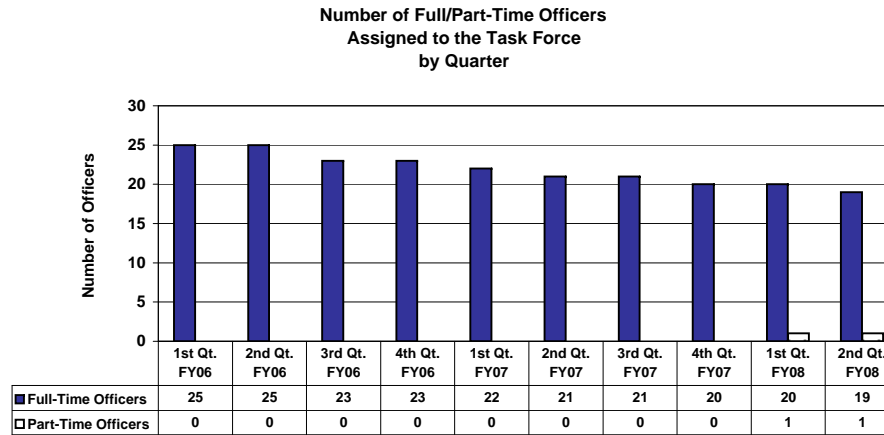
Region 1



Region 1

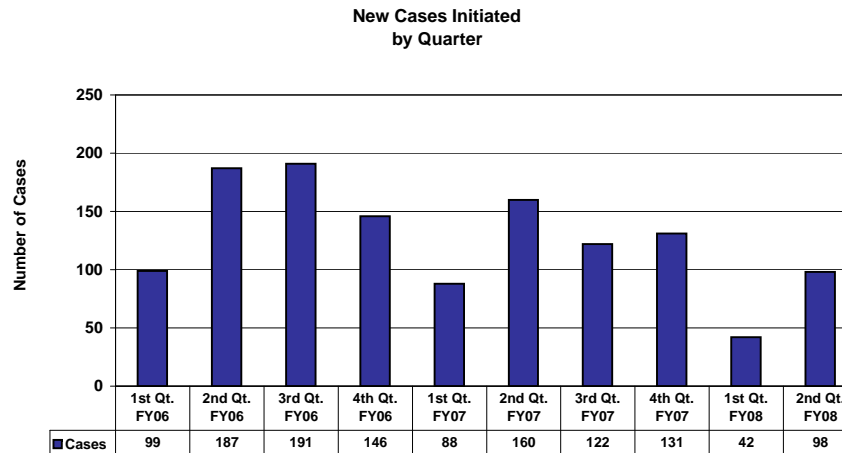
Number of Full/Part-Time Officers Assigned to the Task Force by Quarter

	Full-Time Officers	Part-time Officers
1st Qt. FY06	25	0
2nd Qt. FY06	25	0
3rd Qt. FY06	23	0
4th Qt. FY06	23	0
1st Qt. FY07	22	0
2nd Qt. FY07	21	0
3rd Qt. FY07	21	0
4th Qt. FY07	20	0
1st Qt. FY08	20	1
2nd Qt. FY08	19	1



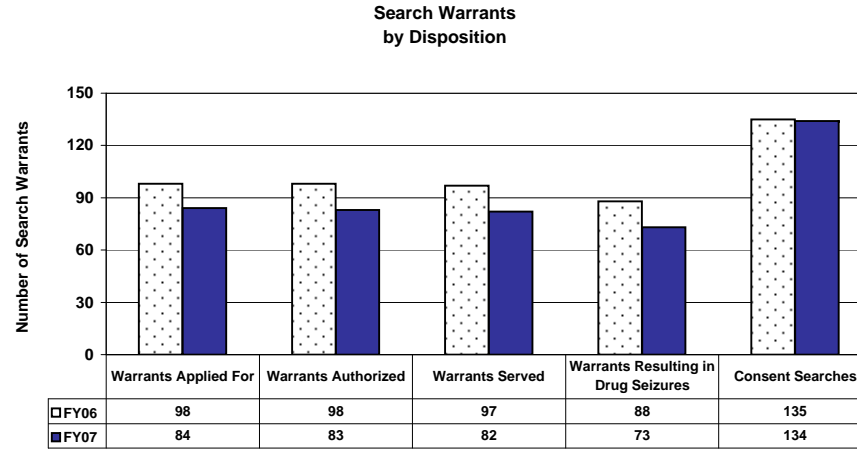
New Cases Initiated by Quarter

1st Qt. FY06	99
2nd Qt. FY06	187
3rd Qt. FY06	191
4th Qt. FY06	146
1st Qt. FY07	88
2nd Qt. FY07	160
3rd Qt. FY07	122
4th Qt. FY07	131
1st Qt. FY08	42
2nd Qt. FY08	98
	1,264



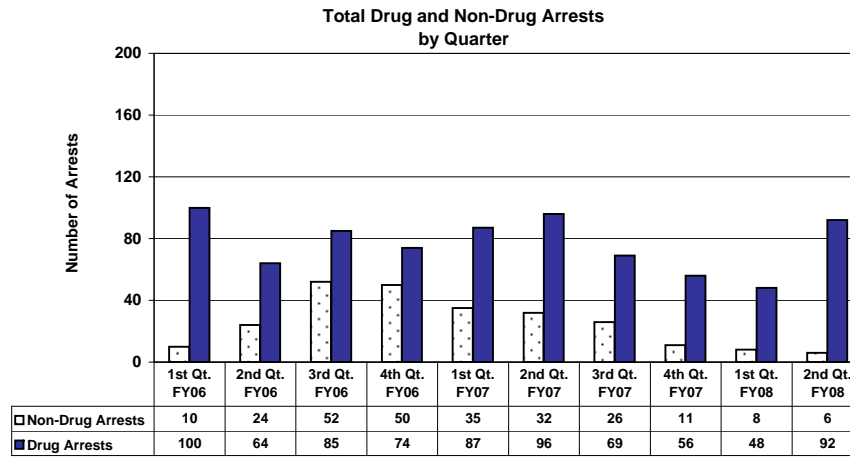
Search Warrants by Disposition

	FY07	FY06
Warrants Applied For	84	98
Warrants Authorized	83	98
Warrants Served	82	97
Warrants Resulting in Drug Seizures	73	88
Consent Searches	134	135



Total Drug and Non-Drug Arrests by Quarter

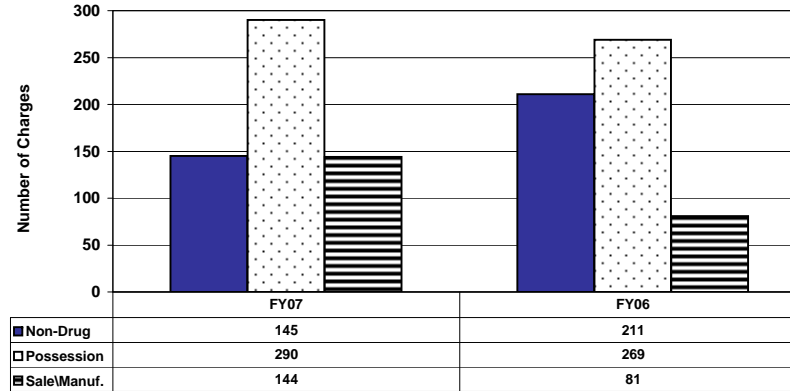
	Drug	Non-Drug
1st Qt. FY06	100	10
2nd Qt. FY06	64	24
3rd Qt. FY06	85	52
4th Qt. FY06	74	50
1st Qt. FY07	87	35
2nd Qt. FY07	96	32
3rd Qt. FY07	69	26
4th Qt. FY07	56	11
1st Qt. FY08	48	8
2nd Qt. FY08	92	6
	771	254



Charges Associated with Arrests by Fiscal Year

	FY07	FY06
Non-Drug Possession	145	211
Sale/Manuf.	290	269
	144	81
	579	561

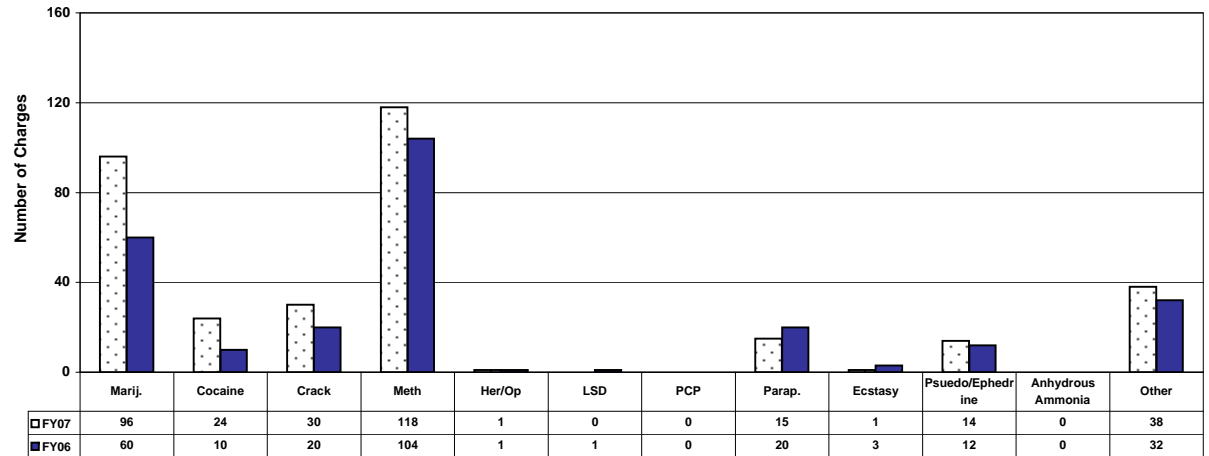
Charges Associated with Arrests by Fiscal Year



Charges Associated with Possession of Drugs by Drug Type

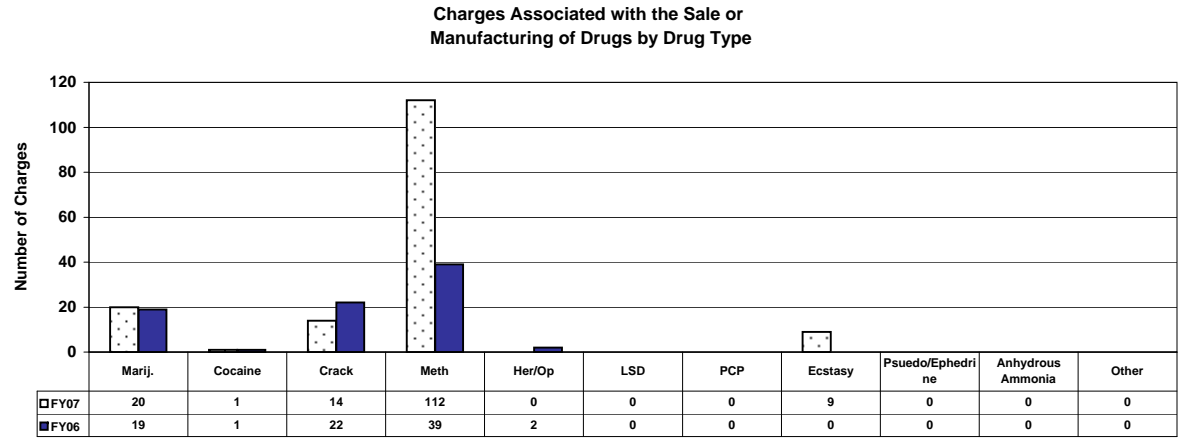
Charges Associated with Possession of Drugs by Drug Type

	FY07	FY06
Marij.	96	60
Cocaine	24	10
Crack	30	20
Meth	118	104
Her/Op	1	1
LSD	0	1
PCP	0	0
Parap.	15	20
Ecstasy	1	3
Psuedo/Ephedrine	14	12
Anhydrous Ammonia	0	0
Other	38	32



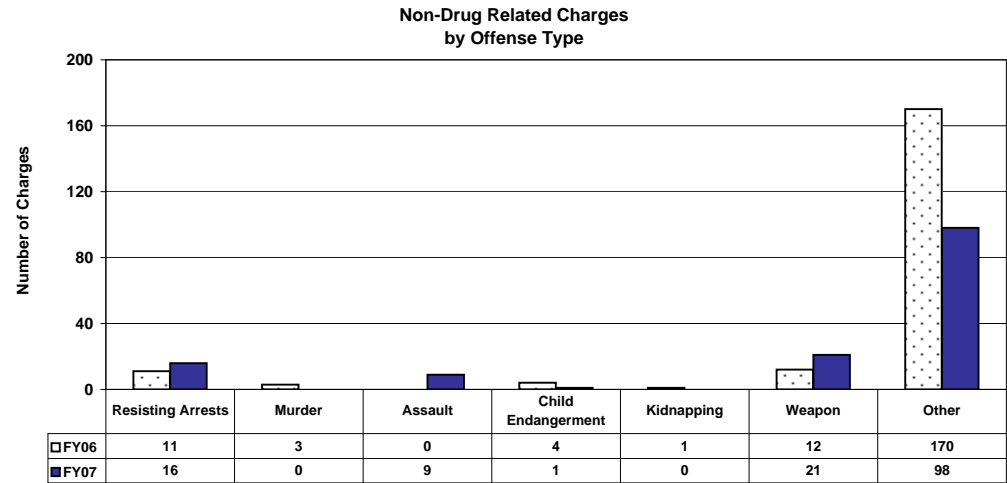
Charges Associated with the Sale or Manufacturing of Drugs by Drug Type

	FY07	FY06
Marij.	20	19
Cocaine	1	1
Crack	14	22
Meth	112	39
Her/Op	0	2
LSD	0	0
PCP	0	0
Ecstasy	9	0
Psuedo/Ephedrine	0	0
Anhydrous Ammonia	0	0
Other	0	0



Non-Drug Related Charges by Offense Type

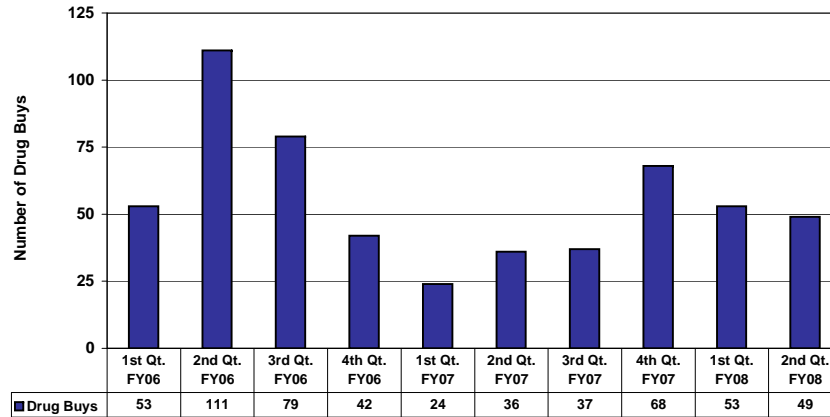
	FY07	FY06
Resisting Arrests	16	11
Murder	0	3
Assault	9	0
Child Endangerment	1	4
Kidnapping	0	1
Weapon	21	12
Other	98	170
	145	201



Number of Drug Buys by Quarter

	Number of Drug Buys
1st Qt. FY06	53
2nd Qt. FY06	111
3rd Qt. FY06	79
4th Qt. FY06	42
1st Qt. FY07	24
2nd Qt. FY07	36
3rd Qt. FY07	37
4th Qt. FY07	68
1st Qt. FY08	53
2nd Qt. FY08	49
	552

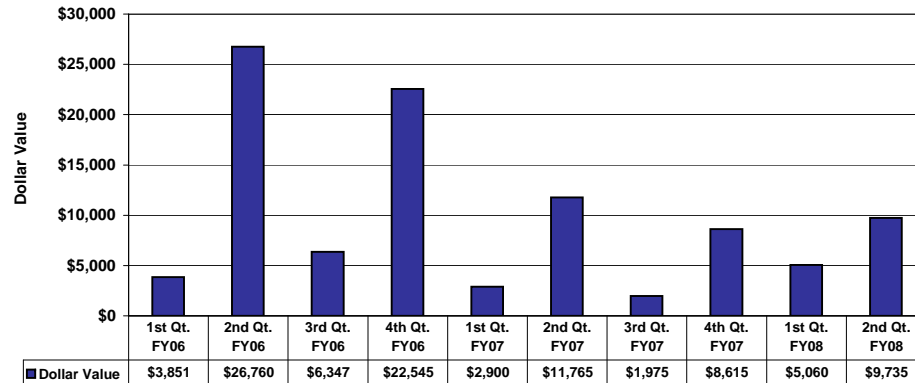
Number of Drug Buys by Quarter



Dollar Value of Drug Purchases by Quarter

	Dollar Value
1st Qt. FY06	\$3,851
2nd Qt. FY06	\$26,760
3rd Qt. FY06	\$6,347
4th Qt. FY06	\$22,545
1st Qt. FY07	\$2,900
2nd Qt. FY07	\$11,765
3rd Qt. FY07	\$1,975
4th Qt. FY07	\$8,615
1st Qt. FY08	\$5,060
2nd Qt. FY08	\$9,735
	\$99,553

Dollar Value of Drug Purchases by Quarter

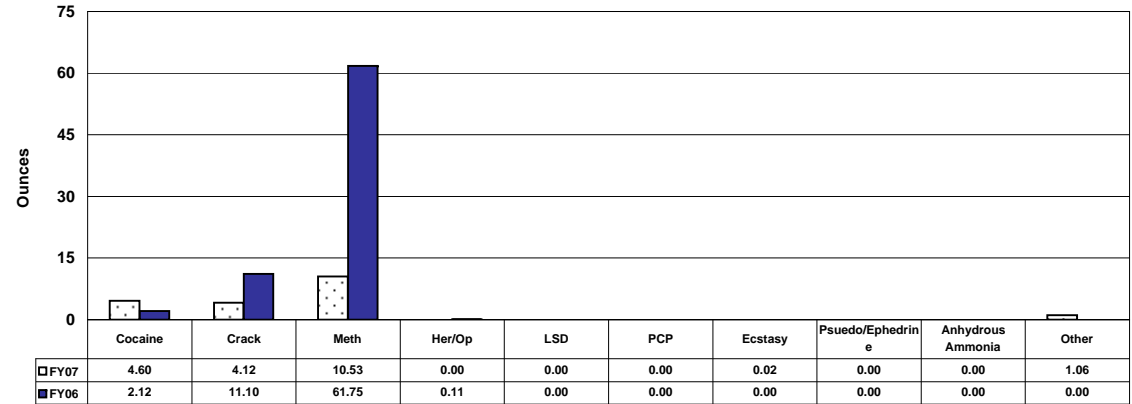


Drug Purchases and Free Samples in Ounces by Drug Type*

	FY07	FY06
Cocaine	4.60	2.12
Crack	4.12	11.10
Meth	10.53	61.75
Her/Op	0.00	0.11
LSD	0.00	0.00
PCP	0.00	0.00
Ecstasy	0.02	0.00
Psuedo/Ephedrine	0.00	0.00
Anhydrous Ammonia	0.00	0.00
Other	1.06	0.00

*Does not include marijuana

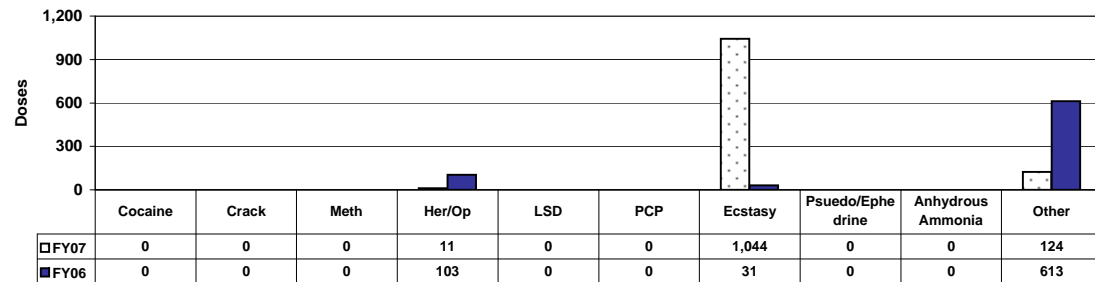
Drug Purchases and Free Samples in Ounces by Drug Type



Drug Purchases and Free Samples in Doses by Drug Type

Drug Purchases and Free Samples in Doses by Drug Type

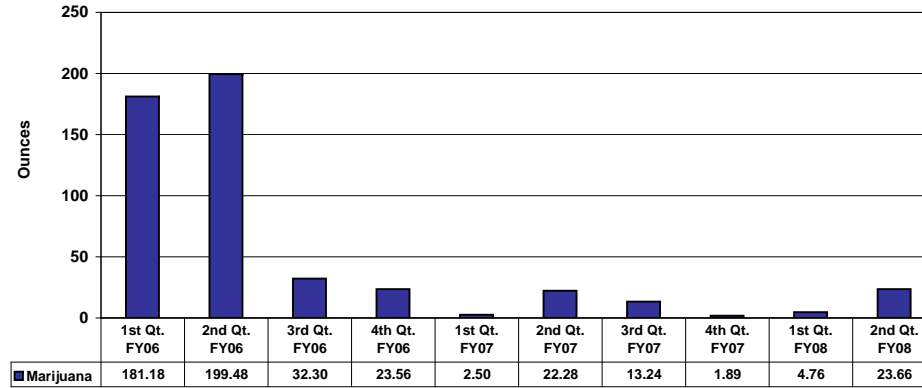
	FY07	FY06
Cocaine	0	0
Crack	0	0
Meth	0	0
Her/Op	11	103
LSD	0	0
PCP	0	0
Ecstasy	1,044	31
Psuedo/Ephedrine	0	0
Anhydrous Ammonia	0	0
Other	124	613



Marijuana Purchases and Free Samples in Ounces

1st Qt. FY06	181.18
2nd Qt. FY06	199.48
3rd Qt. FY06	32.30
4th Qt. FY06	23.56
1st Qt. FY07	2.50
2nd Qt. FY07	22.28
3rd Qt. FY07	13.24
4th Qt. FY07	1.89
1st Qt. FY08	4.76
2nd Qt. FY08	23.66
	504.85

Marijuana Purchases and Free Samples of Marijuana

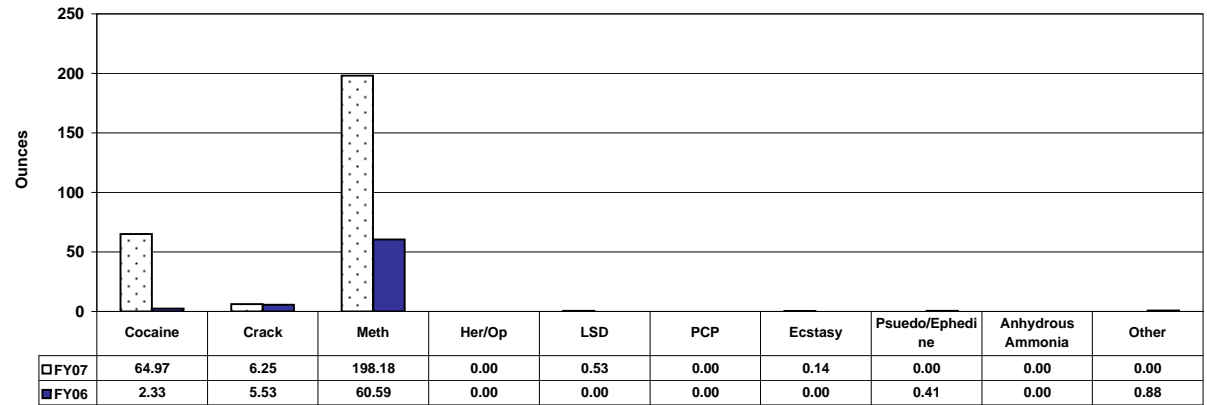


Drug Seizures in Ounces by Drug Type*

	FY07	FY06
Cocaine	64.97	2.33
Crack	6.25	5.53
Meth	198.18	60.59
Her/Op	0.00	0.00
LSD	0.53	0.00
PCP	0.00	0.00
Ecstasy	0.14	0.00
Psuedo/Ephedrine	0.00	0.41
Anhydrous Ammonia	0.00	0.00
Other	0.00	0.88

*Does not include marijuana

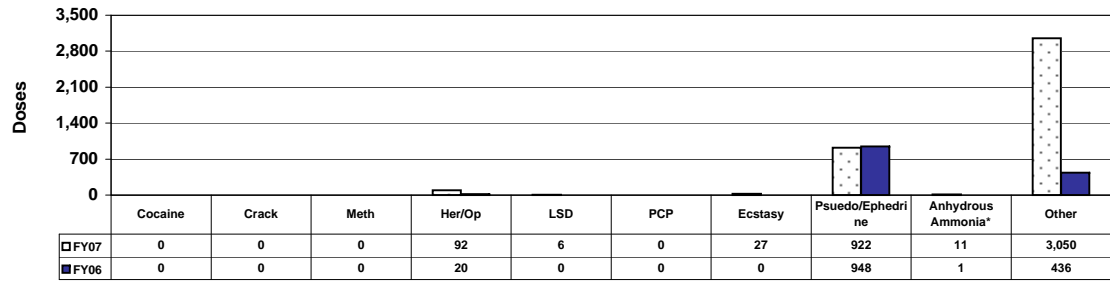
Drug Seizures in Ounces by Drug Type



Drug Seizures in Doses by Drug Type

	FY07	FY06
Cocaine	0	0
Crack	0	0
Meth	0	0
Her/Op	92	20
LSD	6	0
PCP	0	0
Ecstasy	27	0
Psuedo/Ephedrine	922	948
Anhydrous Ammonia*	11	1
Other	3,050	436

Drug Seizures in Doses by Drug Type

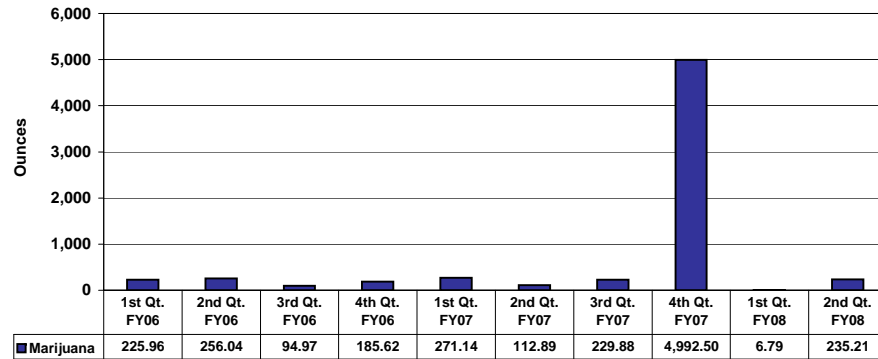


*Anhydrous Ammonia in Gallons

Marijuana Drug Seizures (ounces)

1st Qt. FY06	225.96
2nd Qt. FY06	256.04
3rd Qt. FY06	94.97
4th Qt. FY06	185.62
1st Qt. FY07	271.14
2nd Qt. FY07	112.89
3rd Qt. FY07	229.88
4th Qt. FY07	4,992.50
1st Qt. FY08	6.79
2nd Qt. FY08	235.21
Total	6,611.00

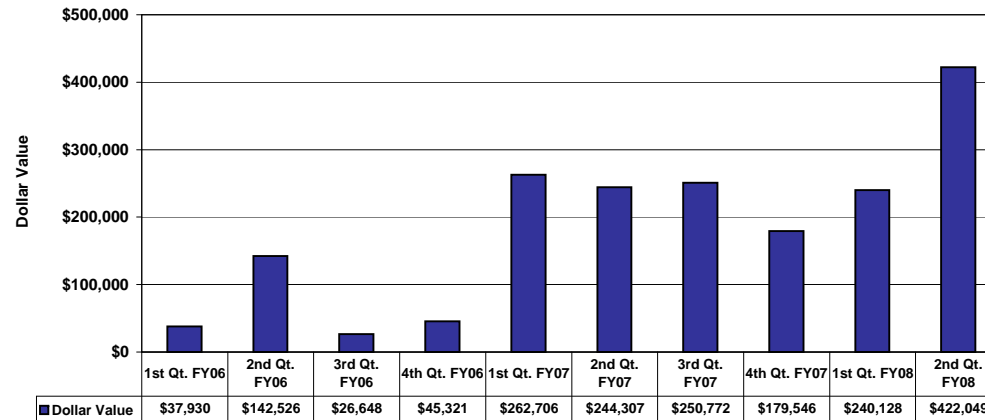
Marijuana Drug Seizures



Estimated Dollar Value of Drug Seizures

1st Qt. FY06	\$37,930
2nd Qt. FY06	\$142,526
3rd Qt. FY06	\$26,648
4th Qt. FY06	\$45,321
1st Qt. FY07	\$262,706
2nd Qt. FY07	\$244,307
3rd Qt. FY07	\$250,772
4th Qt. FY07	\$179,546
1st Qt. FY08	\$240,128
2nd Qt. FY08	\$422,049
	\$1,851,933

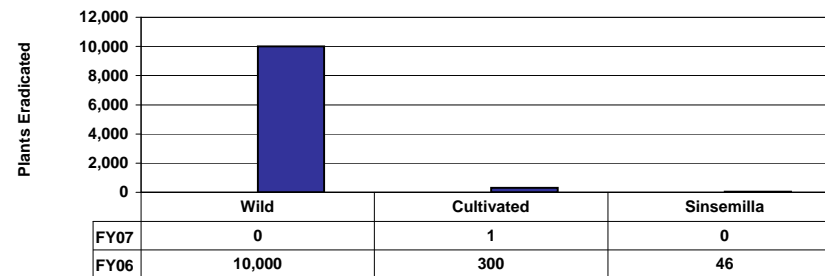
Estimated Dollar Value of Drug Seizures



Number of Marijuana Plants Eradicated

	FY07	FY06
Wild	0	10,000
Cultivated	1	300
Sinsemilla	0	46

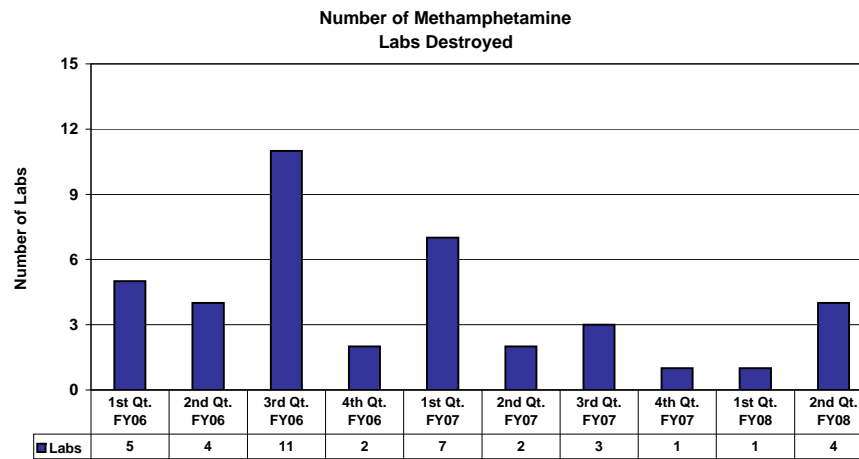
Number of Marijuana Plants Eradicated



Marijuana Eradication in Ounces - Insufficient Data for Analysis

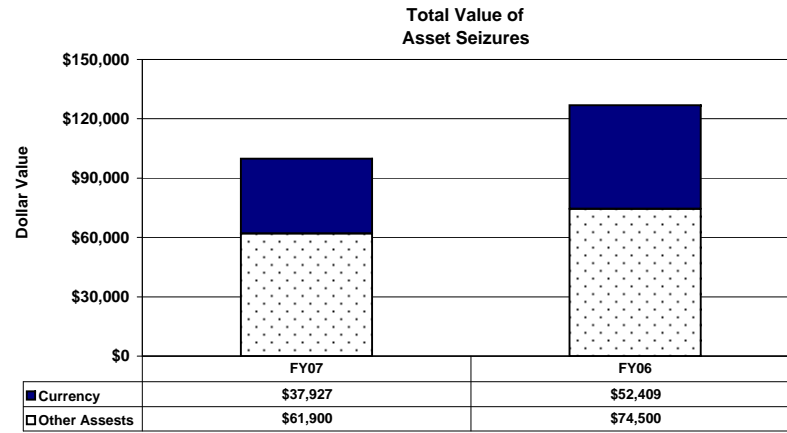
Number of Meth Labs Destroyed

1st Qt. FY06	5
2nd Qt. FY06	4
3rd Qt. FY06	11
4th Qt. FY06	2
1st Qt. FY07	7
2nd Qt. FY07	2
3rd Qt. FY07	3
4th Qt. FY07	1
1st Qt. FY08	1
2nd Qt. FY08	4
	40



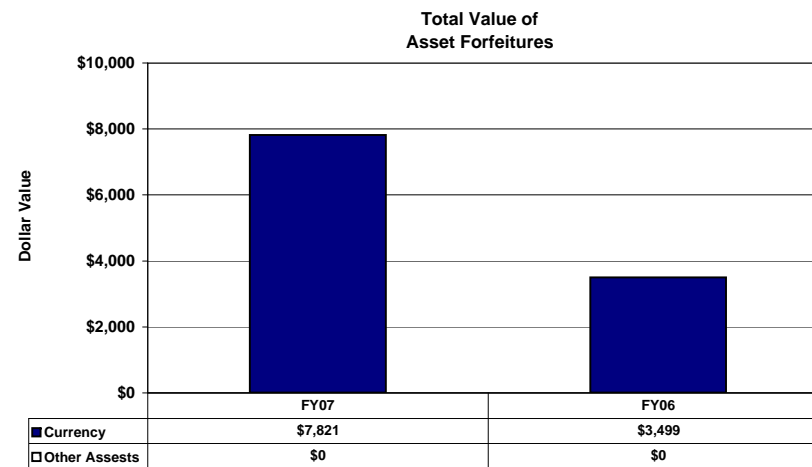
Total Value of Asset Seizures

	FY07	FY06
Currency	\$37,927	\$52,409
Other Assets	\$61,900	\$74,500
Total Asset Seizures	\$99,827	\$126,909



Total Value of Asset Forfeitures

	FY07	FY06
Currency	\$7,821	\$3,499
Other Assets	\$0	\$0
Total Asset Forfeitures	\$7,821	\$3,499



Weapons Seized

1st Qt. FY06	34
2nd Qt. FY06	39
3rd Qt. FY06	51
4th Qt. FY06	43
1st Qt. FY07	44
2nd Qt. FY07	19
3rd Qt. FY07	37
4th Qt. FY07	7
1st Qt. FY08	23
2nd Qt. FY08	48
	<hr/>
	345

